



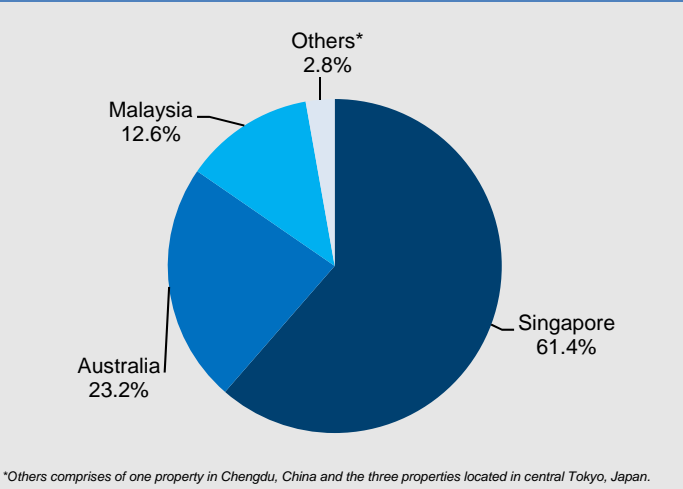
Prime retail exposure in key Asia Pacific cities (valued at S\$3.1 billion)



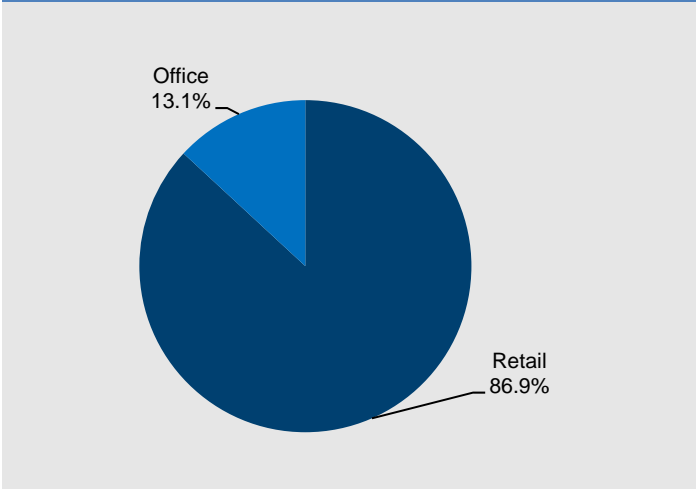
Starhill Global REIT is listed on the Mainboard of the Singapore Exchange Securities Trading Limited and has a market capitalisation of approximately S\$1.7 billion (as at 30 Jun 2017).

Quality assets in prime locations
 Starhill Global REIT's portfolio comprises mainly retail assets which include 11 mid-to high-end properties in six cities in Asia Pacific. Singapore makes up ~68% of total assets with Australia and Malaysia ~29% of total assets as core markets. These assets with strong fundamentals are strategically located in good to prime locations.

4Q FY16/17 Gross revenue by country

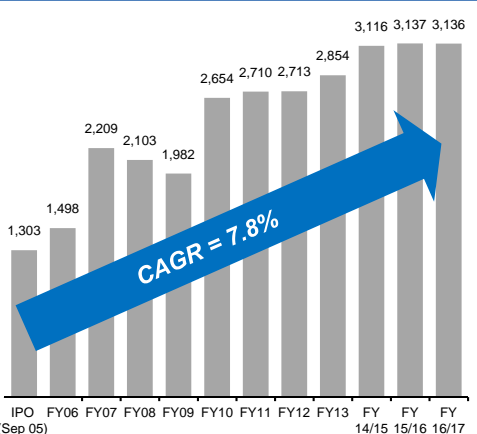


4Q FY16/17 Gross revenue by retail/office

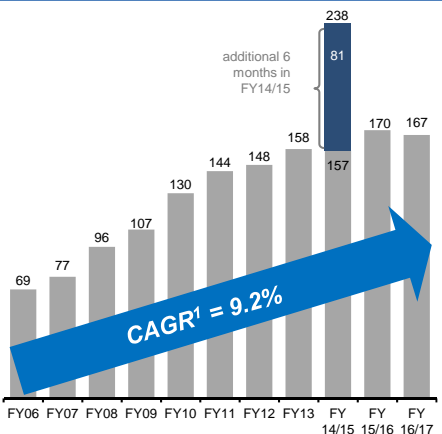


Performance track record since 2005

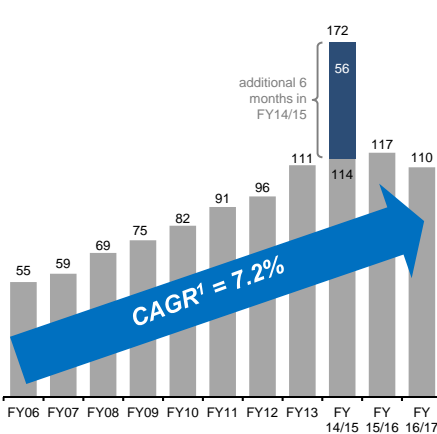
Asset Value (\$m)



Net property income (\$m)

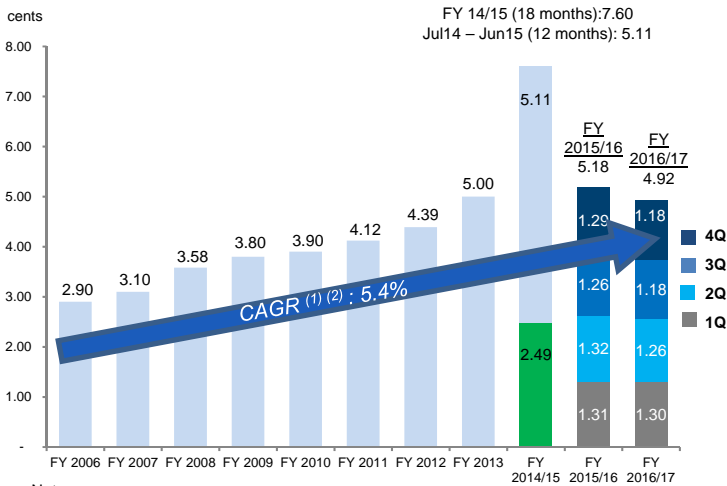


Income available for distribution (\$m)



Note:
 1. From FY 2006 to FY 2016/17. The numbers for FY 2014/15 (18 months ended 30 June 2015) have been annualised for the purpose of computing CAGR.

DPU growth



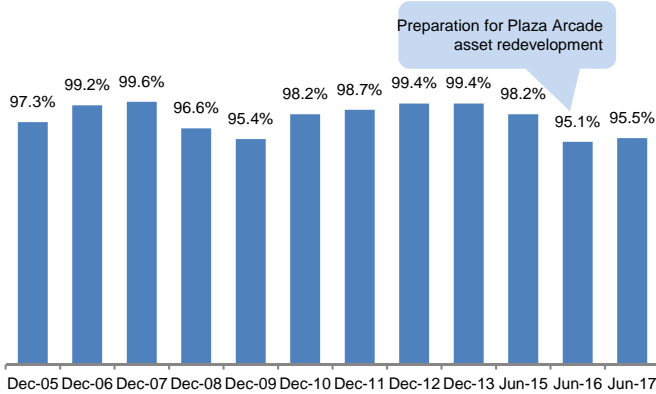
Key financial ratios

	4Q FY16/17
Gearing	35.3%
Average interest rate p.a.	3.16% ¹
Unencumbered assets ratio	73%
Fixed/hedged debt ratio	99% ²
Weighted average debt maturity	2.6 yrs
Corporate rating (S&P)	BBB+ ³
YTL Group Holdings	37.1%
Free Float	55%
NAV per unit	S\$0.92

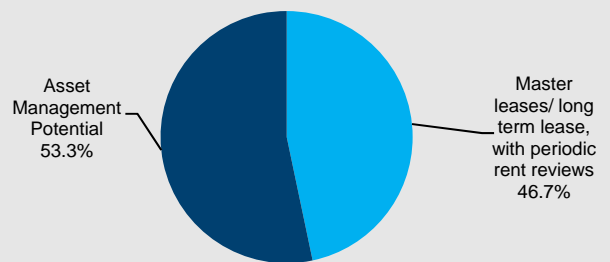
Notes:

- As at 30 June 2017. Includes interest rate derivatives and benchmark rates but excludes upfront costs.
- Includes interest rate derivatives such as interest rate swaps and caps.
- Affirmed by S&P in March 2017, with a stable outlook.

Resilient portfolio occupancy



Balanced lease portfolio (as at 30 June 2017)



Note:

- Consists of Toshin Development Singapore, YTL Group, Myer, David Jones and Markor International Home Furnishings.

Strong sponsor

YTL CORPORATION
Dual-listed (Malaysia and Tokyo)
Combined market cap with its four listed entities in Malaysia as at 30 Jun 17: US\$6.8bn

- **Principal business activities include:**
 - Property development / real estate
 - Infrastructure / utilities
 - Industrial manufacturing
- **2 listed REITs**



Listed on the mainboard of Singapore Stock Exchange. Focused on prime retail and office properties. YTL Group holds 37.1% unitholdings.

YTL HOSPITALITY REIT

Listed on the Main Market of Bursa Malaysia Securities Berhad. Focused on prime hotel and hospitality-related properties. Portfolio includes the JW Marriott Hotel & The Ritz-Carlton, in Kuala Lumpur, as well as hotels in other parts of Malaysia, Australia and Japan. YTL Group holds 61.1% unitholdings.

International tenants



Contact us:

Investor Relations and Corporate Communications
Email: info@ytlstarhill.com

Important Notice

The value of units in Starhill Global REIT (“Units”) and the income derived from them may fall or rise. The Units are not obligations of, deposits in, or guaranteed by, the Manager or any of its affiliates. An investment in Units is subject to investment risks, including the possible loss of the principal amount invested. Investors have no right to request the Manager to redeem their Units while the Units are listed. It is intended that Unitholders may only deal in their Units through trading on the SGX-ST. Listing of the Units on the SGX-ST does not guarantee a liquid market for the Units.

This document is for information only and does not constitute an invitation or offer to acquire, purchase or subscribe for the Units. The past performance of Starhill Global REIT is not necessarily indicative of the future performance of Starhill Global REIT.

This document may contain forward-looking statements that involve risks and uncertainties. Actual future performance, outcomes and results may differ materially from those expressed in forward-looking statements as a result of a number of risks, uncertainties and assumptions. Representative examples of these factors include (without limitation) general industry and economic conditions, interest rate and foreign exchange trends, cost of capital and capital availability, competition from similar developments, shifts in expected levels of property rental income, changes in operating expenses (including employee wages, benefits and training costs), property expenses and governmental and public policy changes. Investors are cautioned not to place undue reliance on these forward-looking statements, which are based on the Manager’s view of future events.